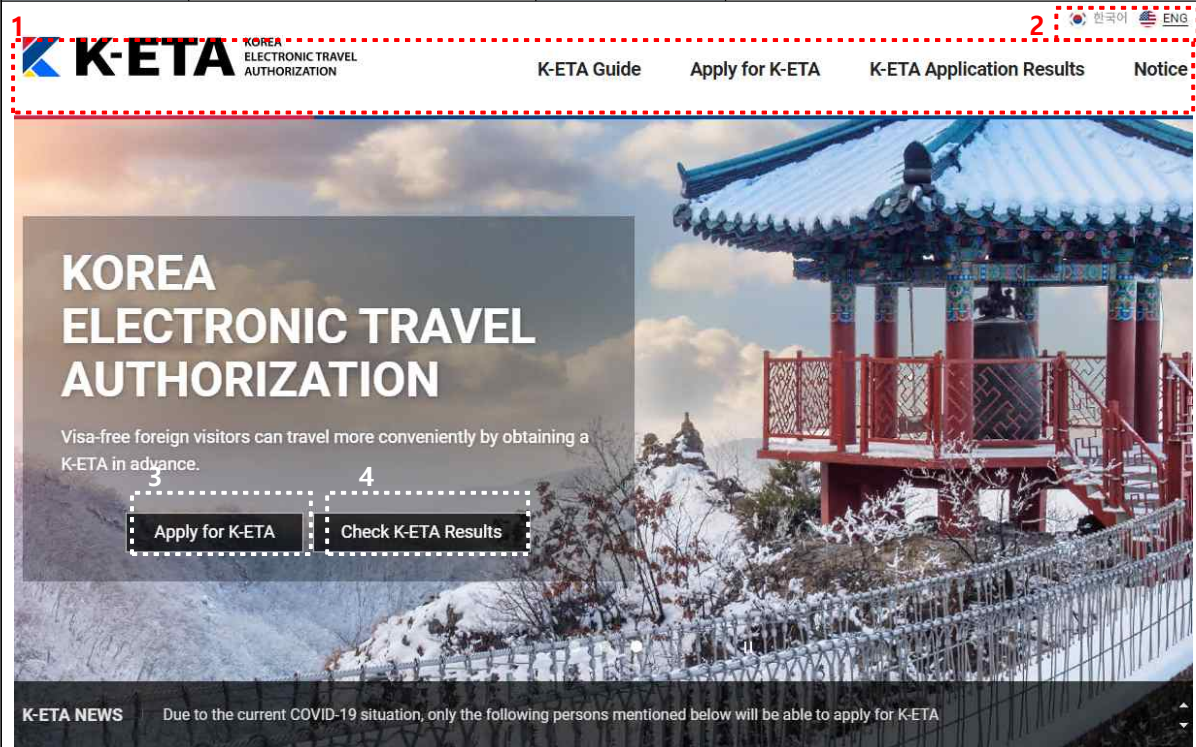




# K-ETA Website User Guide

# 1. Main Page

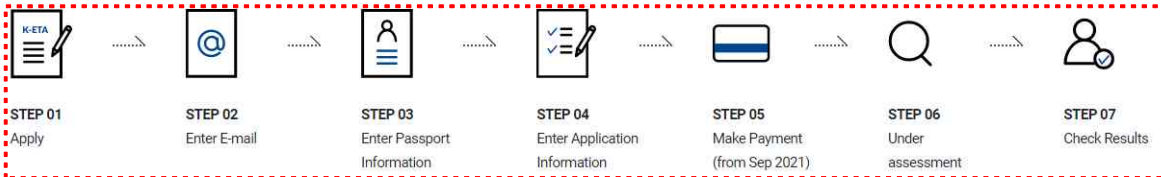
## 1) Main Page

Menu	Home	Title	Main Page 1/2
 <p><b>1</b> [Menu icon]</p> <p><b>2</b> [Language selector: 한국어, ENG]</p> <p><b>3</b> [Apply for K-ETA button]</p> <p><b>4</b> [Check K-ETA Results button]</p> <p><b>K-ETA NEWS</b> Due to the current COVID-19 situation, only the following persons mentioned below will be able to apply for K-ETA</p>			
<b>Description</b>			
<p>This is the main page of the K-ETA official website.</p> <ol style="list-style-type: none"><li>1. You can access each menu by clicking the menu without having to log in.</li><li>2. You can select the language. (Available in English and Korean)</li><li>3. Click the [Apply for K-ETA] to access the application page.</li><li>4. If you have already completed your K-ETA application, you can check the results by clicking [Check K-ETA Results].</li></ol>			
<b>Details</b>			

## K-ETA Apply

You should apply for the K-ETA at least 24 hours prior to boarding the flight or ship bound for the Republic of Korea.  
You can apply for K-ETA on the K-ETA official website (www.k-eta.go.kr) or mobile App (K-ETA)

1



2



3

The footer section includes:

- Navigation links: Ask Us, Terms and Conditions of Use, Privacy, Family Site, Ministry of Justice (dropdown), Go to
- Contact information: Electronic Travel Authorization(ETA) Center, Gimpo International Airport Immigration Office 38, Haneul-gil, Gangseo-gu, Seoul, Republic of Korea 07505
- Copyright: Copyright © 2021 Ministry of Justice, Republic of Korea. All Rights Reserved
- Logo: 법무부 출입국·외국인정책본부 KOREA IMMIGRATION SERVICE

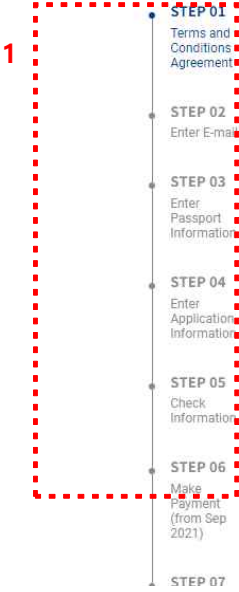
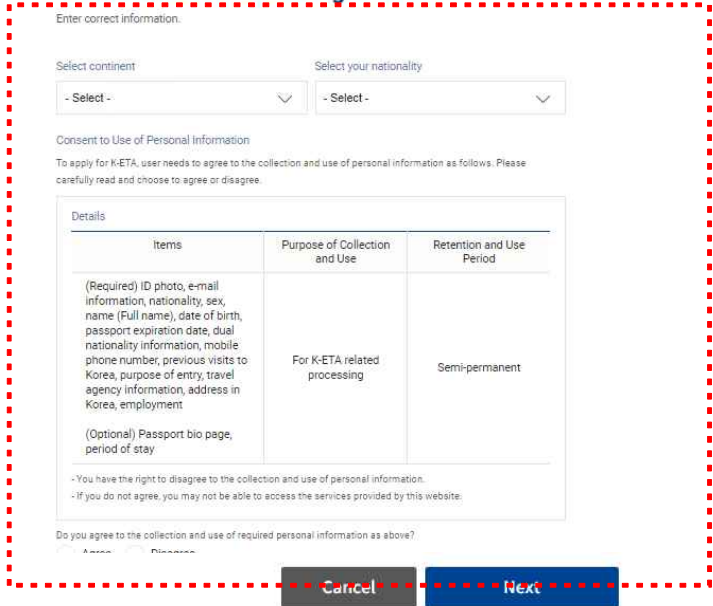
### Description

1. This is a step-by-step process guide for K-ETA application. Please refer to the brief information for each step.
2. Links to associated websites.
3. FOOTER : Address of the Electronic Travel Authorization (ETA) Center of the Ministry of Justice of the Republic of Korea.

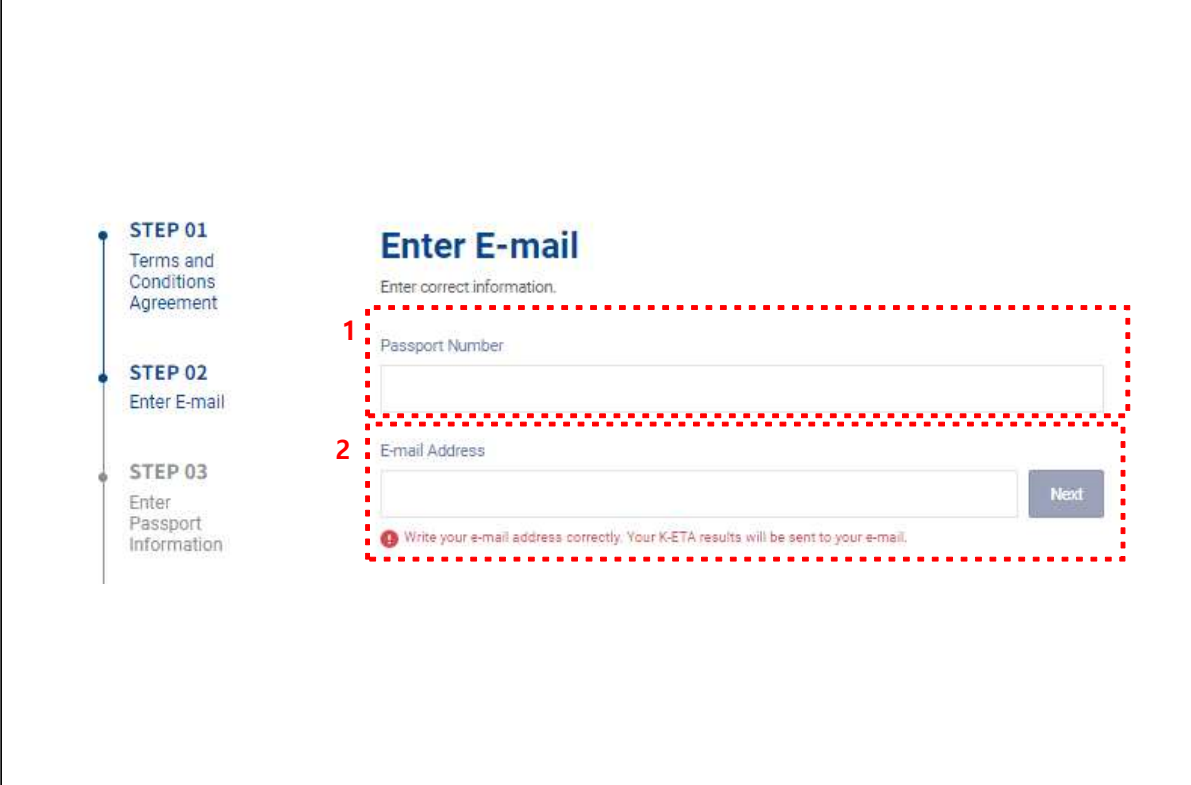
### Details

## 2. K-ETA Application

### 1) Terms and Conditions Agreement

Menu	K-ETA Application	Title	Terms and Conditions Agreement									
		<p data-bbox="592 389 979 421"><b>Terms and Conditions Agreement</b></p> <p data-bbox="592 427 719 443">Enter correct information.</p> <p data-bbox="592 472 675 488">Select continent</p> <p data-bbox="852 472 962 488">Select your nationality</p> <p data-bbox="592 501 651 517">- Select -</p> <p data-bbox="852 501 911 517">- Select -</p> <p data-bbox="592 546 788 562">Consent to Use of Personal Information</p> <p data-bbox="592 568 1066 607">To apply for K-ETA, user needs to agree to the collection and use of personal information as follows. Please carefully read and choose to agree or disagree.</p> <table border="1" data-bbox="592 613 1102 875"> <thead> <tr> <th>Items</th> <th>Purpose of Collection and Use</th> <th>Retention and Use Period</th> </tr> </thead> <tbody> <tr> <td>(Required) ID photo, e-mail information, nationality, sex, name (Full name), date of birth, passport expiration date, dual nationality information, mobile phone number, previous visits to Korea, purpose of entry, travel agency information, address in Korea, employment</td> <td>For K-ETA related processing</td> <td>Semi-permanent</td> </tr> <tr> <td>(Optional) Passport bio page, period of stay</td> <td></td> <td></td> </tr> </tbody> </table> <p data-bbox="592 887 962 902">- You have the right to disagree to the collection and use of personal information.</p> <p data-bbox="592 902 1002 918">- If you do not agree, you may not be able to access the services provided by this website.</p> <p data-bbox="592 943 954 958">Do you agree to the collection and use of required personal information as above?</p> <p data-bbox="592 958 735 974"><input type="radio"/> Agree <input type="radio"/> Disagree</p> <p data-bbox="820 987 922 1010">Cancel</p> <p data-bbox="963 987 1082 1010">Next</p>	Items	Purpose of Collection and Use	Retention and Use Period	(Required) ID photo, e-mail information, nationality, sex, name (Full name), date of birth, passport expiration date, dual nationality information, mobile phone number, previous visits to Korea, purpose of entry, travel agency information, address in Korea, employment	For K-ETA related processing	Semi-permanent	(Optional) Passport bio page, period of stay			
Items	Purpose of Collection and Use	Retention and Use Period										
(Required) ID photo, e-mail information, nationality, sex, name (Full name), date of birth, passport expiration date, dual nationality information, mobile phone number, previous visits to Korea, purpose of entry, travel agency information, address in Korea, employment	For K-ETA related processing	Semi-permanent										
(Optional) Passport bio page, period of stay												
<b>Description</b>	<ol style="list-style-type: none"> <li>1. The step you are currently accessing is marked in blue.</li> <li>2. Select your nationality, consent to the terms and conditions agreement, and click [Next].</li> </ol>											
<b>Details</b>	<ol style="list-style-type: none"> <li>1. In order to go to the next step, you must select your nationality and agree to the terms and conditions agreement.</li> <li>2. K-ETA application will not be available if you select a nationality that is not eligible for K-ETA.</li> </ol>											

## 2) e-mail Verification

Menu	K-ETA Application	Title	e-mail Verification
			
Description			
<ol style="list-style-type: none"><li>1. Enter passport number.</li><li>2. Enter e-mail address and click [Next] to go to the next page.</li></ol>			
Details			
<ul style="list-style-type: none"><li>- Passport number and e-mail address is required.</li></ul>			



<b>Menu</b>	<b>K-ETA Application</b>	<b>Title</b>	<b>Passport Information 2/2</b>
-------------	--------------------------	--------------	---------------------------------

Upload passport bio page image file : Please refer to your passport and enter the information. ⓘ

1 Select the nationality as written on your passport bio page. (Required) ⓘ

UNITED STATES

2 Countries under visa waiver agreements or designated visa-free entry

3 Select the sex as written on your passport bio page. (Required) ⓘ

Male  Female

4 Enter the surname in English as written on your passport bio page. (Required) ⓘ

Surname Unknown

5 Enter the given name in English as written on your passport bio page. (Required) ⓘ

Given name Unknown

6 Select your date of birth as written on your passport. (YYYY-MM-DD) (Required) ⓘ

Year  Month  Day

7 Enter your passport number. (Required) ⓘ

TEST1234

8 Select the expiration date of your passport in the order of year, month, day. (Required) ⓘ

Year  Month  Day

**Description**

1. Refer to the sample image and enter your passport information correctly.

2. After filling out all information, click [Next].

**Details**

1. All required fields must be filled out in order to proceed to the next step.

#### 4) Required Information

Menu	K-ETA Application	Title	Required Information 1/2
<ul style="list-style-type: none"> <li>STEP 01 Terms and Conditions Agreement</li> <li>STEP 02 <b>1</b> Enter E-mail</li> <li>STEP 03 <b>2</b> Enter Passport Information</li> <li>STEP 04 <b>3</b> Enter Application Information</li> <li>STEP 05 Check Information</li> <li>STEP 06 Make Payment (from Sep 2021)</li> <li>STEP 07 Application Complete</li> </ul>		<h3>Required Information</h3>	
<b>Description</b>			
<p>This page is for entering required personal information such as purpose of entry, address and contact information in Korea.</p> <ol style="list-style-type: none"> <li>1. Select "Yes" if you are a national or citizen of another country other than the nationality stated in your passport.</li> <li>2. Select the country code and enter your phone number that you use in your country.</li> <li>3. Enter your purpose of entry to the Republic of Korea, address and contact number in Korea, and select your occupation.</li> </ol>			
<b>Details</b>			
-			

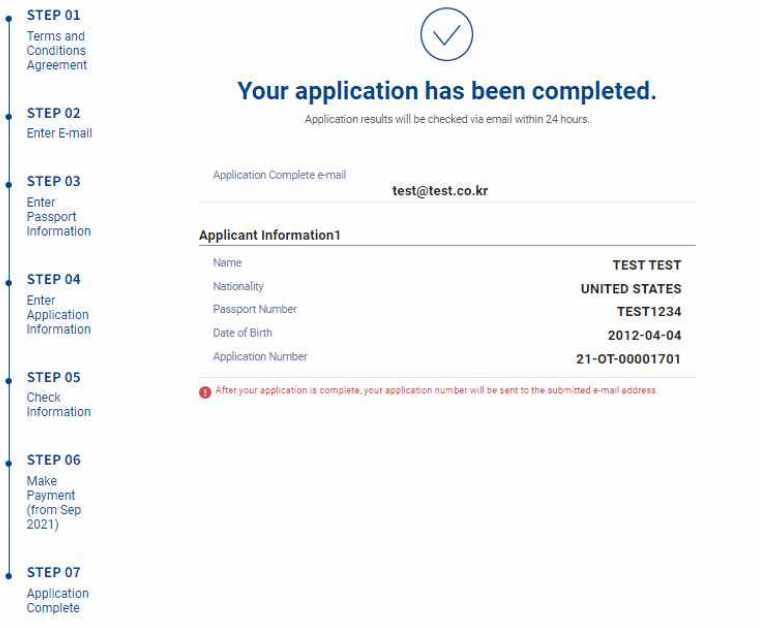


Menu	K-ETA Application	Title	Required Information 2/2
<div style="border: 1px solid #ccc; padding: 10px;"> <div style="border: 2px dashed red; padding: 5px; margin-bottom: 10px;"> <p><b>1</b> Are you currently suffering from any of the following diseases?(15 Infectious Diseases) (Required) <span style="float: right;">ⓘ</span></p> <div style="border: 1px solid #ccc; padding: 5px; margin-bottom: 5px;"> <p>Cholera, Plague, Yellow Fever, Severe Acute Respiratory Syndrome (SARS), Animal Influenza Infection in Humans, New Influenza, Middle East Respiratory Syndrome (MERS), Ebola Virus, Tuberculosis, Marburg Fever, Lassa fever, Crimean Congo Hemorrhagic Fever, Smallpox Variola, Diphtheria, New infectious syndrome.</p> </div> <p><input type="radio"/> Yes <input type="radio"/> No</p> <p>Have you ever been arrested, charged, or convicted of a criminal offense in your country or abroad? (Required) <span style="float: right;">ⓘ</span></p> <p><input type="radio"/> Yes <input type="radio"/> No</p> </div> <div style="border: 2px dashed red; padding: 5px; margin-bottom: 10px;"> <p><b>2</b></p> <div style="display: flex; justify-content: space-between;"> <div style="width: 60%;"> <p><b>Standard of portrait photo</b></p> <p>Refer to the below portrait photo sample.</p> <div style="display: grid; grid-template-columns: repeat(3, 1fr); gap: 5px;"> <div style="border: 1px solid #ccc; padding: 2px; text-align: center;"></div> <div style="border: 1px solid #ccc; padding: 2px; text-align: center;"></div> <div style="border: 1px solid #ccc; padding: 2px; text-align: center;"></div> <div style="border: 1px solid #ccc; padding: 2px; text-align: center;"></div> <div style="border: 1px solid #ccc; padding: 2px; text-align: center;"></div> <div style="border: 1px solid #ccc; padding: 2px; text-align: center;"></div> </div> </div> <div style="width: 35%; border: 1px solid #ccc; padding: 5px; background-color: #f0f8ff;"> <p style="text-align: center;"><b>Portrait photo of applicant</b></p> <div style="text-align: center; margin-bottom: 10px;"></div> <p style="text-align: center; background-color: #0056b3; color: white; padding: 5px; border-radius: 3px;">Add file</p> <p style="font-size: 8px;">           - Less than 700 * 700 pixels            - Lower than 100kb            - JPG and JPEG formats are only available         </p> </div> </div> </div> <div style="border: 2px dashed red; padding: 5px;"> <p><b>3</b></p> <div style="display: flex; justify-content: space-around; margin-top: 10px;"> <div style="border: 1px solid #ccc; padding: 5px 15px; background-color: #f0f0f0;">Temporary Save</div> <div style="border: 1px solid #ccc; padding: 5px 15px; background-color: #f0f0f0;">Before</div> <div style="border: 1px solid #ccc; padding: 5px 15px; background-color: #0056b3; color: white;">Next</div> </div> </div> </div>			
<b>Description</b>			
<p>1. If any of the 15 diseases is applicable to you, select 'Yes'. If not, select 'No'.</p> <p>2. Refer to the sample ID photo image and upload your photo ID. Image file size should be at least 600 pixels.</p> <p>3. If you click [Temporary Save], you can come back to the current application page when you access the K-ETA again by entering your passport number and e-mail address. Please note that you need to access the K-ETA website within 7 days or your application may be deleted. If you click [Before], you can go back to the passport information page. After filling out all information, click [Next].</p>			
<b>Details</b>			
<ul style="list-style-type: none"> <li>- All required fields must be filled out in order to proceed to the next step.</li> <li>- Your application may be disapproved if your ID photo image file does not comply with the standard requirements.</li> </ul>			

## 5) Check Information

Menu	K-ETA Application	Title	Check Information																														
<ul style="list-style-type: none"> <li>STEP 01 Terms and Conditions Agreement</li> <li>STEP 02 Enter E-mail</li> <li>STEP 03 Enter Passport Information</li> <li>STEP 04 Enter Application Information</li> <li>STEP 05 Check Information</li> <li>STEP 06 Make Payment (from Sep 2021)</li> <li>STEP 07 Application Complete</li> </ul>	<div style="text-align: center;"> <h3>Check Information</h3> <p>This is the final confirmation of the application. If there are additional members to include, please use 'Add Members'.</p> <p><b>Applicant Information</b> My self_ (Completed)</p> <hr/> <p><b>Passport Information</b></p> <table border="0"> <tr> <td>Nationality</td> <td>UNITED STATES</td> </tr> <tr> <td>Name</td> <td>TEST TEST</td> </tr> <tr> <td>Date of Birth</td> <td>2012-04-04</td> </tr> <tr> <td>Sex</td> <td>M</td> </tr> <tr> <td>Passport Number</td> <td>TEST1234</td> </tr> <tr> <td>Passport Expiration Date</td> <td>2025-03-14 <input type="checkbox"/> Edit</td> </tr> </table> <hr/> <p><b>Required Information</b></p> <table border="0"> <tr> <td>If you are a national or citizen of another country other than the nationality stated on your passport</td> <td>N</td> </tr> <tr> <td>Mobile phone number</td> <td>1-12341234</td> </tr> <tr> <td>Previous visit to Korea</td> <td>N</td> </tr> <tr> <td>Purpose of entry</td> <td>Training</td> </tr> <tr> <td>Address of where you will stay in Korea:</td> <td>(11111) 5764 Geumgang-ro Pocheon-si Gyeonggi-do Idong-myeon 1234</td> </tr> <tr> <td>Contact information in Korea:</td> <td>0212341234</td> </tr> <tr> <td>Job</td> <td>Office worker</td> </tr> <tr> <td>Disease</td> <td>N</td> </tr> <tr> <td>Criminal history</td> <td>N <input type="checkbox"/> Edit</td> </tr> </table> <p>1 <input type="button" value="Fold ^"/></p> <p>3 <input type="button" value="Add Members"/> <input type="button" value="Finish"/> 4</p> </div>			Nationality	UNITED STATES	Name	TEST TEST	Date of Birth	2012-04-04	Sex	M	Passport Number	TEST1234	Passport Expiration Date	2025-03-14 <input type="checkbox"/> Edit	If you are a national or citizen of another country other than the nationality stated on your passport	N	Mobile phone number	1-12341234	Previous visit to Korea	N	Purpose of entry	Training	Address of where you will stay in Korea:	(11111) 5764 Geumgang-ro Pocheon-si Gyeonggi-do Idong-myeon 1234	Contact information in Korea:	0212341234	Job	Office worker	Disease	N	Criminal history	N <input type="checkbox"/> Edit
Nationality	UNITED STATES																																
Name	TEST TEST																																
Date of Birth	2012-04-04																																
Sex	M																																
Passport Number	TEST1234																																
Passport Expiration Date	2025-03-14 <input type="checkbox"/> Edit																																
If you are a national or citizen of another country other than the nationality stated on your passport	N																																
Mobile phone number	1-12341234																																
Previous visit to Korea	N																																
Purpose of entry	Training																																
Address of where you will stay in Korea:	(11111) 5764 Geumgang-ro Pocheon-si Gyeonggi-do Idong-myeon 1234																																
Contact information in Korea:	0212341234																																
Job	Office worker																																
Disease	N																																
Criminal history	N <input type="checkbox"/> Edit																																
<h3>Description</h3>																																	
<p>This page is for the final review of your application information.</p> <ol style="list-style-type: none"> <li>1. You can check the information you have provided so far by clicking [See More].</li> <li>2. If you need to make any changes, click [Edit].</li> <li>3. You can add your family or group members by clicking [Add Members]. (You can add up to 30 people.)</li> <li>4. When clicking [Finish], you will be able to pay your application fee (including your family/group members).</li> </ol>																																	
<h3>Details</h3>																																	
<ul style="list-style-type: none"> <li>- If you have other people traveling with you, you can add up to 30 people.</li> </ul>																																	

## 7) Application Complete

Menu	K-ETA Application	Title	Complete										
 <p><b>STEP 01</b> Terms and Conditions Agreement</p> <p><b>STEP 02</b> Enter E-mail</p> <p><b>STEP 03</b> Enter Passport Information</p> <p><b>STEP 04</b> Enter Application Information</p> <p><b>STEP 05</b> Check Information</p> <p><b>STEP 06</b> Make Payment (from Sep 2021)</p> <p><b>STEP 07</b> Application Complete</p> <p><b>Your application has been completed.</b> Application results will be checked via email within 24 hours.</p> <p>Application Complete e-mail: <b>test@test.co.kr</b></p> <p><b>Applicant Information1</b></p> <table border="1"> <tr> <td>Name</td> <td>TEST TEST</td> </tr> <tr> <td>Nationality</td> <td>UNITED STATES</td> </tr> <tr> <td>Passport Number</td> <td>TEST1234</td> </tr> <tr> <td>Date of Birth</td> <td>2012-04-04</td> </tr> <tr> <td>Application Number</td> <td>21-OT-00001701</td> </tr> </table> <p><small>After your application is complete, your application number will be sent to the submitted e-mail address.</small></p>				Name	TEST TEST	Nationality	UNITED STATES	Passport Number	TEST1234	Date of Birth	2012-04-04	Application Number	21-OT-00001701
Name	TEST TEST												
Nationality	UNITED STATES												
Passport Number	TEST1234												
Date of Birth	2012-04-04												
Application Number	21-OT-00001701												
<h3>Description</h3>													
<p>This is the confirmation page after you made the payment. You can also check the information you provided.</p> <p>After submitting your application, you will be able to check the results with your application number or passport number and date of birth by clicking [Check K-ETA Results] located at the top side of the screen.</p>													
<h3>Details</h3>													
<p>-</p>													

### 3. Check K-ETA Results

#### 1) Check K-ETA Results- Under assessment

Menu	Check K-ETA Results	Title	Under assessment
<div style="text-align: center;"> <h2 style="color: #0056b3;">Check K-ETA Results</h2> <p style="font-size: small; color: #666;">Your K-ETA application number can be found in your e-mail that you submitted during application.</p> </div> <div style="margin-top: 20px;"> <div style="border: 2px dashed red; padding: 10px; margin-bottom: 10px;"> <span style="font-size: 24px; color: red; font-weight: bold; position: absolute; left: -40px; top: 50%; transform: translateY(-50%);">1</span> <div style="display: flex; justify-content: space-between;"> <div style="width: 45%;"> <p style="font-size: small; margin-bottom: 5px;">Application Number or Passport Number</p> <input style="width: 90%; height: 25px; background-color: #f0f0f0;" type="text" value="██████████"/> </div> <div style="width: 45%;"> <p style="font-size: small; margin-bottom: 5px;">Date of Birth</p> <div style="display: flex; justify-content: space-between;"> <div style="width: 15%;"> <input style="width: 90%; height: 25px; background-color: #f0f0f0;" type="text" value="██"/> </div> <div style="width: 15%;"> <input style="width: 90%; height: 25px; background-color: #f0f0f0;" type="text" value="██"/> </div> <div style="width: 15%;"> <input style="width: 90%; height: 25px; background-color: #f0f0f0;" type="text" value="██"/> </div> <div style="width: 15%;"> <input style="width: 90%; height: 25px; background-color: #f0f0f0;" type="text" value="██"/> </div> </div> </div> <div style="text-align: right; margin-top: 5px;"> <input style="background-color: #667788; color: white; padding: 5px 15px; border: none;" type="button" value="Check Status"/> </div> </div> </div> <div style="border: 2px dashed red; padding: 10px;"> <span style="font-size: 24px; color: red; font-weight: bold; position: absolute; left: -40px; top: 50%; transform: translateY(-50%);">2</span> <div style="display: flex; justify-content: space-between; align-items: flex-start;"> <div style="width: 60%;"> <p style="font-weight: bold; font-size: small; margin-bottom: 5px;">Applicant Information</p> <p style="font-size: x-small; margin-bottom: 5px;">Name</p> <p style="font-size: x-small; margin-bottom: 5px;">Nationality</p> <p style="font-size: x-small; margin-bottom: 5px;">Passport Number</p> <p style="font-size: x-small; margin-bottom: 5px;">Date of Birth</p> <p style="font-size: x-small; margin-bottom: 5px;">Status</p> </div> <div style="width: 35%; text-align: center;"> <p style="font-weight: bold; font-size: small; margin-bottom: 5px;">TEST TEST</p> <p style="font-weight: bold; font-size: small; margin-bottom: 5px;">UNITED STATES</p> <div style="background-color: black; width: 60px; height: 15px; margin: 5px auto;"></div> <div style="background-color: black; width: 60px; height: 15px; margin: 5px auto;"></div> <p style="font-weight: bold; font-size: small; margin-top: 5px;">Under assessment</p> </div> </div> </div> </div>			
<b>Description</b>			
<p>1. Enter your application number or passport number and date of birth, and click [Check Status].</p> <p>2. You can see the applicant information and the status of the K-ETA application processing.</p>			
<b>Details</b>			

2) Check K-ETA Results - Complete

Menu	Check K-ETA Results	Title	Complete																				
<div style="text-align: center;"> <h3>Check K-ETA Results</h3> <p>Your K-ETA application number can be found in your e-mail that you submitted during application.</p> </div> <div style="border: 2px dashed red; padding: 10px;"> <div style="margin-bottom: 10px;"> <span style="color: red; font-weight: bold; font-size: 24px;">1</span> <div style="border: 1px solid #ccc; padding: 5px; margin-left: 20px;"> <div style="display: flex; justify-content: space-between;"> <span>Application Number or Passport Number</span> <span>Date of Birth</span> </div> <div style="display: flex; align-items: center; margin-top: 5px;"> <input style="width: 150px; height: 20px; border: 1px solid #ccc;" type="text"/> <div style="margin-left: 10px;"> <input style="width: 30px; height: 20px; border: 1px solid #ccc;" type="text"/> <input style="width: 30px; height: 20px; border: 1px solid #ccc;" type="text"/> <input style="width: 30px; height: 20px; border: 1px solid #ccc;" type="text"/> </div> <input style="margin-left: 10px; padding: 2px 10px; border: 1px solid #ccc; background-color: #666; color: white;" type="button" value="Check Status"/> </div> </div> <div style="margin-top: 10px;"> <span style="color: red; font-weight: bold; font-size: 24px;">2</span> <div style="border: 1px solid #ccc; padding: 10px; margin-left: 20px;"> <div style="text-align: center; background-color: #0056b3; color: white; padding: 5px;"> <h4>사전여행허가서</h4> <p>Approval for Electronic Travel Authorization</p> </div> <div style="margin-top: 10px;"> <p>신청번호 Application No. [REDACTED]      출력일자 Printed on (yyyy/mm/dd) : 2021/05/06</p> </div> <div style="margin-top: 10px;"> <p><b>1. 신청자 정보 / APPLICANT INFORMATION</b></p> <table style="width: 100%; border-collapse: collapse;"> <tr><td style="width: 70%;">성명 Full Name</td><td>[REDACTED]</td></tr> <tr><td>생년월일 Date of Birth (yyyy/mm/dd)</td><td>[REDACTED]</td></tr> <tr><td>성별 Sex</td><td>F</td></tr> <tr><td>국적 Nationality</td><td>UNITED STATES</td></tr> <tr><td>비교번호 Passport No.</td><td>[REDACTED]</td></tr> <tr><td>비교번호 만료일 Passport Expiration Date (yyyy/mm/dd)</td><td>2026/06/26</td></tr> </table> </div> <div style="margin-top: 10px;"> <p><b>2. 허가사항 / APPROVAL DETAILS</b></p> <table style="width: 100%; border-collapse: collapse;"> <tr><td style="width: 70%;">허가번호 Approval No.</td><td>[REDACTED]</td></tr> <tr><td>허가일자 Approval Date (yyyy/mm/dd)</td><td>2021/05/05</td></tr> <tr><td>유효기간 Expiration Date (yyyy/mm/dd)</td><td>2023/05/04</td></tr> <tr><td>비고 Remarks</td><td>-</td></tr> </table> </div> <div style="margin-top: 10px; font-size: 10px;"> <p style="text-align: center;">This document confirms that the above applicant has been approved of the Electronic Travel Authorization in accordance with Article 75B of the Immigration Act.                      위 신청인은 출입국관리법 제75조제2항(사전여행허가)에 따라 사전여행허가를 받았음을 확인합니다.</p> <p style="text-align: center;">2021/05/05 (yyyy/mm/dd)                      대한민국 전자여행허가센터                      Electronic Travel Authorization Center, Republic of Korea</p> <div style="background-color: #eee; padding: 5px; text-align: center; font-size: 10px; margin-top: 5px;">                         유의사항 NOTICE                     </div> <p style="font-size: 8px; margin-top: 5px;">                         1. 위 사전여행허가서는 대한민국에 입국허가를 보장하지 않으며, 내국인국 출입국관리 공무원이 입국심사 후 최종 입국 여부가 결정됩니다.                          This travel authorization does not guarantee admission to the Republic of Korea; a Korea Immigration Service Officer at a port of entry will have the final determination.                     </p> <p style="font-size: 8px; margin-top: 5px;">                         2. 위 사전여행허가서를 받은 후 중요한 정보(국적, 성명, 생년월일, 비교번호, 여권번호, 만료일, 성별, 여행목적)가 변경된 경우, 사전여행허가서를 재발급 받아야 합니다. 허가서에 기재된 여권 정보와 소지한 여권의 정보가 다른 경우, 대한민국 입국이 무효될 수 있습니다.                          In case of any changes to the above information (including nationality, name, sex, date of birth, passport number, passport expiration date, information related to infectious diseases, criminal record, etc.), applicants are required to re-issue their Electronic Travel Authorization. Entry may be denied should the passport information on this document differ from that shown on the applicant's passport.                     </p> <p style="font-size: 8px; margin-top: 5px;">                         3. 사전여행허가서의 유효기간 내에 서 입국시 대한민국 내 체류지 및 연락처, 입국목적 등이 변경된 경우 사전여행허가 공식 홈페이지에서 해당 내용을 수정해야 합니다. 그 밖의 내용 변경은 내국인이 직접 할 수 있습니다.                          Once you are re-entering Korea within the validity period of your ETA, if there are any changes to the address in Korea, contact information, or purpose of entry, you are required to change and update your information at the official website. Failure to do so may result in your being restricted from entering the Republic of Korea.                     </p> <p style="font-size: 8px; margin-top: 5px;">                         4. 이 서류를 위·변조하거나, 허위여 사실을 표시하여 이 서류를 발급 받은 경우 대한민국 관세 법령에 따라 처벌받을 수 있으며, 향후 입국이 제한될 수 있습니다.                          Forging or falsifying of this document, or stating false information to obtain this document is strictly prohibited and may result in punishment and entry denial under the relevant laws and regulations of the Republic of Korea.                     </p> </div> <div style="text-align: center; margin-top: 10px;"> <input style="padding: 5px 15px; border: 1px solid #ccc; background-color: #666; color: white;" type="button" value="Print"/> </div> </div> </div> </div></div>				성명 Full Name	[REDACTED]	생년월일 Date of Birth (yyyy/mm/dd)	[REDACTED]	성별 Sex	F	국적 Nationality	UNITED STATES	비교번호 Passport No.	[REDACTED]	비교번호 만료일 Passport Expiration Date (yyyy/mm/dd)	2026/06/26	허가번호 Approval No.	[REDACTED]	허가일자 Approval Date (yyyy/mm/dd)	2021/05/05	유효기간 Expiration Date (yyyy/mm/dd)	2023/05/04	비고 Remarks	-
성명 Full Name	[REDACTED]																						
생년월일 Date of Birth (yyyy/mm/dd)	[REDACTED]																						
성별 Sex	F																						
국적 Nationality	UNITED STATES																						
비교번호 Passport No.	[REDACTED]																						
비교번호 만료일 Passport Expiration Date (yyyy/mm/dd)	2026/06/26																						
허가번호 Approval No.	[REDACTED]																						
허가일자 Approval Date (yyyy/mm/dd)	2021/05/05																						
유효기간 Expiration Date (yyyy/mm/dd)	2023/05/04																						
비고 Remarks	-																						
<p><b>Description</b></p>																							
<p>1. Enter your application number or passport number and date of birth, and click [Check Status].</p> <p>2. When the assessment for your application is complete (and approved), your Approval for Electronic Travel Authorization will be shown on this page. You can print this out by clicking [Print].</p>																							
<p><b>Details</b></p>																							
<p style="text-align: center;">-</p>																							

